



Archdiocese of Birmingham

ST. MARY'S CATHOLIC PRIMARY SCHOOL

Vivian Road, Harborne, Birmingham, B17 0DN

Telephone: 0121 464 2141

Email: enquiry@stmaryrc.bham.sch.uk

www.stmaryrc.bham.sch.uk

Headteacher: Mrs L. J. Yorke M.Ed.



St. Mary's mission: To love God above all things by: learning together, loving ourselves, loving each other, loving all people, loving life itself and constantly striving for excellence worthy of our God-given gifts.


Reception newsletter - Spring 1

Happy New Year everyone! As we move into the Spring term, we will continue to develop and build on the skills that the children have learnt so far. In maths, children will continue to practise subitising, careful counting and number recognition beyond 5. They will begin to identify when there is more or fewer when comparing groups of objects. You can help your child at home with this by using Numbots regularly. In phonics, the children will learn the sounds from Phase 3 and learn to blend these sounds in words containing Phase 2 sounds. Children will receive a handout directly linked to what has been taught each week to help you practise this with them at home. They will also continue to learn to read the Phase 2 and 3 tricky words in school. If your child is able to read these words, it might help them if they could learn to spell some of them at home too! In writing, the children will continue to apply their knowledge of sounds and tricky words in order to write labels, captions, phrases and simple sentences in lots of different contexts. This term we will be thinking about how helping others can make us happy and about the different ways we can help others. The children will recognise and celebrate thoughtful behaviours among their peers by writing nominations for weekly kindness awards. Please refer to our spring curriculum map for details about what will be covered and what the children have to look forward to.

Reception staff

PE

PE days - Spring 1	
Reception	Wednesday - Gymnastics Friday - Fine Motor skills



On PE days - the children come in wearing their PE uniform.

This is the gold t-shirt, royal blue shorts, dark navy or black tracksuit bottoms and plain trainers. Please ensure that any jewellery is taken off for PE days for your child's (and others) safety. All long hair must be tied back in a ponytail.



Our RE learning for Spring 1 is: -

We will be studying the following units in our RE lessons: -

Christmas

In this unit, the children will explore the heart-warming story of Christmas, focusing on the humble birth of baby Jesus in the stable and the visit from the shepherds.

People Who Help Us

In this unit the children will be introduced to the role of the priest as a special person in God's Family who helps people. This unit also has a focus on the church building as an important place within the parish community. The children will also learn about a saint being an important person in God's Family. In this unit they will also consider the help that Jesus gave to people when they needed it.

Curriculum Map - Spring 1

These are the topics that your child will be studying in Spring 1 -

Year Reception

Stunning start: Christ has no body but ours!
Children identify how they can use the different parts of their body to do God's work —share their ideas to display in the classroom —St. Teresa of Avila

Terrific Texts

'Lucy and Tom go to school - Shirley Hughes
'The Magic Paintbrush' by Julia Donaldson

Literacy – other reading opportunities
Percy the Park Keeper: One Snowy Night by Nick Butterworth **NPP Winter**
Refugee reading –

Key Writing Opportunities –

Write a sentence/sentences about what you would paint with your own magic paintbrush to help others.
Sequence the story using pictures and props and retell in their own words.
Asking questions about what happens in the story and why.
Summarise what happens in the story in their own words.
Learn and apply new vocabulary from the story when they are talking or writing about their learning.

Other Writing Opportunities –

Word and sentence writing daily in phonics lessons.
Writing nominations for kindness certificates / making awards.
Speech bubbles for the animals and Percy the Park Keeper.
Phonics workshop for parents – 14th January 2025
Writing Workshop for parents? – 22nd January 2025

Maths

Children will continue to develop their subitising skills for numbers within and beyond 5, and increasingly connect quantities to numerals. They will begin to identify missing parts for numbers within 5. They will begin to explore the composition of numbers beyond 5 such as 6 and 7 as '5 and a bit'.

Computing **UNCRC Article 17**

Programming - All about instructions
To know that being able to follow and give simple instructions is important in computing.
To understand that it is important for instructions to be in the right order
To understand why a set of instructions may have gone wrong.

Other Opportunities

Epiphany **UNCRC 14**
School of Sanctuary – **Work**
UNCRC 22
Jubilee launch day **UNCRC 14**
Online Safety Week - **UNCRC 17**
Candlemas **UNCRC 14**

R.E. **UNCRC 14**

Christmas (Unit D)

Children will learn to recall events from the Christmas story.

People Who Help Us (Unit F)

Children will learn about the work of the Priest and artefacts in the church.

PSED

My Happy Mind – Meet your Brain

RSE: Module 2: Created to Love Others
Our role models and our friends

Dignity of Work

Work increases the common good.

Virtues:

Grateful & Generous

Scripture Focus:

'Practise integrity in your work'.

Luke 3:10-14

Prayer Focus

Daily school prayers
Our Father

Big Question

How can helping others make us happy?

Physical Development **UNCRC 31, 7**

Complete PE: **Gymnastics: High, Low, Over, Under.** The children will explore how to move and balance using the gymnastics apparatus.

Fine motor: Children continue to develop correct letter formation. Practice cutting skills using scissors. Name writing for all children using correct letter formation.

Expressive art and design **UNCRC Article 24, 31**

Junk modelling – building models which replicate real life – building a model of St Mary's church.
Mix primary colours to create secondary colours and use them to decorate Awards Certificates for their class mates.
Kapow – Music and Movement: Children will come up with actions to well-known songs, learn how to move to a beat and express feelings and emotions through movement to music.

Communication and Language **UNCRC Article 13**

Well COMM interventions

Speaking in full sentences when talking about our learning.
Re-telling familiar stories in their own words, with a clear beginning, middle and end.
Answering 'when' and 'how' questions in relation to what we are learning about.

Understanding the World **Achievements UNCRC Article 7, 8**

Past and Present – Use ordering language – a long time ago / past, now / present, in the future - linked to their own achievements i.e. learning to walk.

People and Communities – **My school**

To explore and explain our roles, other people and the buildings
NPP We are All Different
What we like about school. Looking after the school environment.
To locate real things and people in our school community (and their purpose) using a map of our school, including the dining room and Church.

Natural World – Changing states of matter **NPP Winter**

Freezing and Melting experiments, linked to Percy the Park Keeper: One Snowy Night. To know the seasons of the year and put them in order.

Marvelous Middle:

Children Awards Ceremony following (best playing, kindest hands) – children vote each week and then presented for marvelous middle.

Homework - spellings / phonics







In Reception the children will learn the sounds from Phase 3 and learn to blend these sounds in words containing Phase 2 sounds. Children will receive a handout directly linked to what has been taught each week to help you practise this with them at home.









They will also continue to learn to read the Phase 2 and 3 tricky words in school. If your child is able to read these words, it might help them if they could learn to spell some of them at home too!

In writing, help your child to apply their knowledge of sounds and tricky words in order to write labels, captions, phrases and simple sentences in lots of different contexts.

We will be **holding a writing workshop on January 22nd** where we will model how to support your child with their writing. You will also have the opportunity to work with your child and speak to their teacher about their learning during the workshop.

How to say the Phase 3 sounds

Grapheme	Catchphrase	Pronunciation phrase	Grapheme	Catchphrase	Pronunciation phrase
ai	 tail in the rain	Open your mouth wide and say ai ai ai	oo	 hook a book	Pucker your lips and keep them small as you say oo oo oo
ee	 sheep in a jeep	Smile with your lips apart and say ee ee ee	oo	 zoom to the moon	Open your mouth just a bit, put your hand on your tummy, pull your tummy in and say oo oo oo
igh	 a light in the night	Open your mouth in a relaxed way and say igh igh igh	ar	 march in the dark	Open your mouth wide, push your tongue down and say ar ar ar

oa	 <p>soap that goat</p>	<p>Make an 'o' with your mouth and say oa oa oa</p>	or	 <p>born with a horn</p>	<p>Make an 'o' with your mouth, push your tongue down and say or or or</p>
ur	 <p>curl the fur</p>	<p>Open your mouth in a relaxed way, push your tongue down and say ur ur ur</p>	ear	 <p>get near to hear</p>	<p>Smile with your lips apart, push your tongue to your teeth as you say ear ear ear</p>
ow	 <p>wow owl</p>	<p>Open your mouth wide then move your lips together as you say ow ow ow</p>	air	 <p>chair in the air</p>	<p>Open your mouth wide, push your tongue down as you say air air air</p>
oi	 <p>boing boing</p>	<p>Make an 'o' with your mouth then move your lips out as you say oi oi oi</p>	er	 <p>a bigger digger</p>	<p>Open your mouth in a relaxed way, push your tongue down and say ur ur ur</p>

Homework - maths

Support your child at home with their careful counting of objects and number recognition beyond 5. Help your child to recognise when there is more or fewer, when comparing groups of objects.

You can help your child at home with this by using Numbots regularly.

We have a Maths workshop for parents on February 28th at 2.30 pm

Dates for this half term – Reception

Spring theme -

Spring 1 Virtues

6th January - all day

22nd January 2025 - 9:00am

24th January 2025- all day

6th February 2025 - 4:00pm

WB 10.2.25

11th February 2025 - all day

12th February 2025 - am

14th February 2025 - end of day

Dignity of Work

Grateful and Generous

Children return to school at normal time

Early Writing Workshop for Reception parents

Jubilee Launch Day

PTA meeting

Online Safety Week

Safer Internet Day

Reception Mass in Church (with Year 6 buddies) - parents welcome

Break up for half-term break - normal time